

## High resolution $^{148}\text{Nd}(^3\text{He},n\gamma)$ two proton stripping reaction and the structure of the $0_2^+$ state in $^{150}\text{Sm}$

J. F. Sharpey-Schafer<sup>1,a</sup>, P. Papka<sup>2,3</sup>, S. P. Bvumbi<sup>4</sup>, P. M Jones<sup>3</sup>, P. Vymers<sup>2</sup>, T. D. Bucher<sup>3</sup>, T. S. Dinoko<sup>1</sup>, J. L. Easton<sup>1,3</sup>, M. S. Herbert<sup>1</sup>, B. V. Kheswa<sup>2,3</sup>, N. Khumalo<sup>5</sup>, E. A. Lawrie<sup>3</sup>, J. J. Lawrie<sup>3</sup>, S. N. T. Majola<sup>3,6</sup>, J. Ndayishimye<sup>2,3</sup>, D. Negi<sup>3</sup>, S. P. Noncolela<sup>1,3</sup>, J. N. Orce<sup>1</sup>, O. Shirinda<sup>3</sup>, P. Sithole<sup>1,3</sup>, M. A. Stankiewicz<sup>3,6</sup> and M. Wiedeking<sup>3</sup>

<sup>1</sup>University of Western Cape, Department of Physics, P/B X17, Bellville 7535, South Africa

<sup>2</sup>Stellenbosch University, Department of Physics, P/B X1, Matieland 7602, South Africa

<sup>3</sup>iThemba LABS, National Research Foundation, PO Box 722, Somerset-West 7129, South Africa

<sup>4</sup>University of Johannesburg, Department of Physics, PO Box 524, Auckland Park 2006, South Africa

<sup>5</sup>University of Zululand, Department of Physics, P/B X1001, Kwa Dlangezwa 3886, South Africa

<sup>6</sup>University of Cape Town, Department of Physics, P/B X3, Rondebosch 7701, South Africa

<sup>a</sup>Corresponding author: jfss@tlabs.ac.za

**Abstract.** The challenge of achieving high resolution in binary reactions involving an outgoing high energy neutron is solved by detecting the  $\gamma$ -ray decay of populated excited states in an array of escape suppressed HPGe detectors in coincidence with fast neutrons detected in a wall of scintillator detectors 2m down beam of the target. The selectivity of the arrangement is of the order of 1 in 1000. The time-of-flight difference is sufficient to separate fast neutrons from direct reactions from a large background of statistical neutrons from fusion-evaporation reactions. Our interest is in the wavefunction of the  $0_2^+$  state at 740 keV in the N=88 nucleus  $^{150}\text{Sm}$  which, with the  $0_2^+$  state in  $^{100}\text{Ru}$ , are the only two excited states observed in  $2\beta 2\nu$  double  $\beta$ -decay.

The  $0_2^+$  state at 740 keV in the N=88 nucleus  $^{150}\text{Sm}$  is one of only two excited states observed [1] in  $2\beta 2\nu$  double  $\beta$ -decay. The other state is the 1130 keV  $0_2^+$  state in  $^{100}\text{Mo}$ . The importance of understanding the microscopic configurations of these  $0_2^+$  states, and of the ground  $0_1^+$  states of the parent and daughter nuclei, has been stressed in a recent review article [2]. The better the transition matrix elements can be calculated, the more accurately an effective neutrino mass can be extracted. There is also the ambition of using the double  $\gamma$ -ray decay from the  $0_2^+$  states to give a four-fold coincidence with the two electrons to improve the sensitivity of experiments so that the level of  $\approx 10^{24}$  y partial half-life can be achieved. This is the estimated sensitivity required to detect  $2\beta 0\nu$  neutrinoless double decay to determine the Majorana/Dirac nature of neutrinos.

The N=88 nuclei have remarkable features; they are at a peak in the  $|M(E3)|^2$  strength of  $0_1^+ \rightarrow 3_1^-$  transitions for even-even nuclei as a function of neutron number [3]; they also have very strong E0 transitions from the band built on the  $0_2^+$  states to the ground state bands [4,5]. It has been established [6,7] that the  $0_2^+$  states in N=88 and 90 nuclei are not  $\beta$ -vibrations [8] but 2p-2h neutron states lowered into the pairing gap by configuration dependent pairing. They are classic examples of ‘pairing isomers’ forming a ‘second vacuum’ [6] on which a complete set of excited deformed states are built that are congruent to those built on the  $0_1^+$  ground state. We have made extensive spectroscopic

measurements in the nucleus  $^{150}\text{Sm}$  [9] reporting on the first observation of consistent E1 transitions in deformed nuclei from the levels in the first excited  $0_2^+$  band to the lowest negative parity band (Fig. 1). Our contention is that these  $0_2^+$  states have a predominantly paired, seniority zero, neutron configuration. We wished to establish the paired proton content of this state in  $^{150}\text{Sm}$  by populating it in a high resolution two proton stripping ( $^3\text{He},n$ ) direct reaction.




Figure 1. Partial decay scheme of  $^{150}\text{Sm}$  from [9].

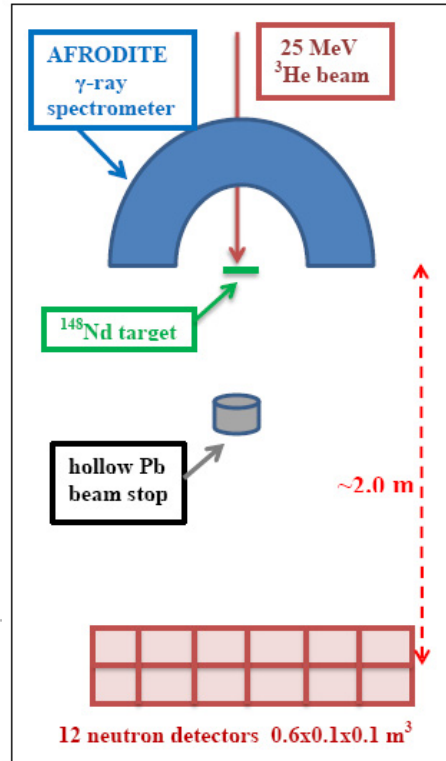
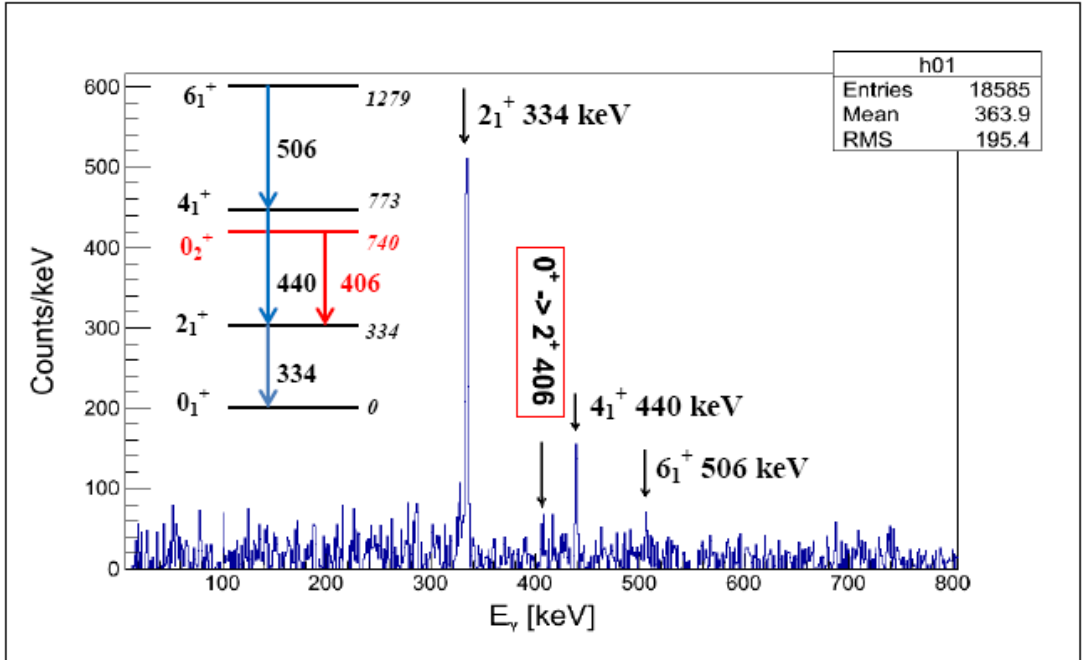


Figure 2. Schematic diagram of the apparatus.

A schematic diagram of the experimental set-up is shown in Fig. 2. We used 25 MeV beams of  $^3\text{He}$  ions from the iThemba Laboratory for Accelerator Based Sciences (iThemba LABS) separated sector cyclotron (SSC) to bombard a  $5.2 \text{ mg cm}^{-2}$  target of  $^{148}\text{Nd}$ . Neutrons were detected in a double wall of twelve  $0.6 \times 0.1 \times 0.1 \text{ m}^3$  NE102A plastic scintillators subtending scattering angles to the target between  $0^\circ$  and  $10^\circ$ . These scintillators have no n- $\gamma$  discrimination so some shielding may be used to reduce the  $\gamma$ -ray flash from the target. Otherwise the residual  $\gamma$ -rays were separated from the neutrons by time-of-flight (T-o-F) over the 2.0 m flight path from the target to the scintillation neutron detectors. The  $^{148}\text{Nd}(^3\text{He},n)^{150}\text{Sm}$  direct reaction has a Q-value of +6.512 MeV so that these direct reaction neutrons had an energy of about 30 MeV, a velocity of 69 mm/ns ( $v/c = 23\%$ ) taking  $\sim 30$  ns to travel 2.0 m. The main fusion evaporation channels are  $(^3\text{He},3n)^{148}\text{Sm}$  and  $(^3\text{He},4n)^{147}\text{Sm}$ , in the ratio 2:1, and are at least  $10^3$  stronger than the  $(^3\text{He},n)^{150}\text{Sm}$  channel. Evaporation neutron yields peak below 2 MeV and took  $\sim 130$  ns to travel a distance of 2.0 m. The statistical neutrons are emitted isotropically, whereas the  $L=0$  neutrons from  $(^3\text{He},n)$  direct reactions have most of their cross-section peaked within  $\theta_{\text{lab}} = 10^\circ$  of  $0^\circ$  [10]. The  $\gamma$ -rays from excited states were detected in the iThemba LABS escape suppressed  $\gamma$ -ray spectrometer array AFRODITE [11] consisting of 9 HPGe clover detectors in bismuth germanate (BGO) shields.

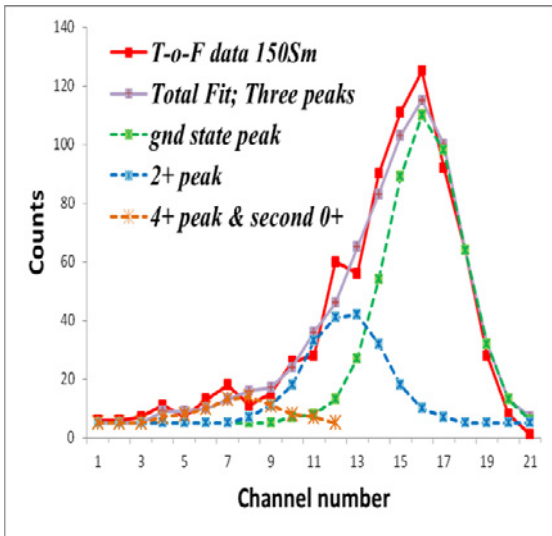
The  $\gamma$ -rays that we observe in coincidence with fast neutrons are shown in Fig. 3. A background has been subtracted of  $\gamma$ -rays in coincidence with slower neutrons. The spectrum contains only a few  $\gamma$ -

rays belonging to the ground-state band in  $^{150}\text{Sm}$  and the  $0_2^+$  state which is only very weakly populated. We are surprised to see the yrast states so clearly. The neutron detectors are strongly selecting  $L=0$  states and the only way the yrast  $2^+$ ,  $4^+$  and  $6^+$  states should be populated is by  $L = 2, 4$  and  $6$  transitions respectively. The experimental data suggest that the incoming  $^3\text{He}$  must Coulomb or inelastically excite the target nucleus to the yrast  $2^+$ ,  $4^+$  and  $6^+$  states in  $^{148}\text{Nd}$  and then subsequently have  $L=0$  two proton transfer to the yrast  $2^+$ ,  $4^+$  and  $6^+$  states in  $^{150}\text{Sm}$ . Inelastic excitations in direct reactions have been studied extensively by Ascuitto and colleagues [12-14] but have otherwise been largely ignored.



**Figure 3.** A spectrum of  $\gamma$ -rays from  $^{150}\text{Sm}$  in coincidence with direct reaction fast neutrons from  $^{148}\text{Nd}(^3\text{He},n)^{150}\text{Sm}$  at  $E_{lab} = 25$  MeV. A background spectrum in coincidence with slower neutrons has been subtracted.

A problem with our experimental technique is that we do not detect the two proton stripping to the ground state as it does not decay by  $\gamma$ -rays. However, a way of estimating the absolute yields is to fit our relative yields of excited states to the line shapes of the low resolution T-o-F data in Ref. [10]. In Fig. 4 we show such a fit to the ground state transition seen in the  $^{148}\text{Nd}(^3\text{He},n)^{150}\text{Sm}$  reaction at  $E_{lab} = 25.4$  MeV and zero degrees using a 9 m flight path and a time resolution of 1 ns  $\approx$  450 keV (figure 1 of Ref. [10]). The transitions to the ground  $0_1^+$  state and the first excited  $2_1^+$  state at 334 keV are barely resolved in the data of [10]. In the fit we have combined the intensities of the transitions from the  $0_2^+$  and  $4_1^+$  states decaying by  $\gamma$ -rays with energies of 406 and 440 keV respectively. In Table 1 we compare the relative intensities of the transition strengths to the lowest states in  $^{150}\text{Sm}$  where we have normalised them to 100 for the  $2_1^+$  state. The data for the  $4_1^+$  state is in reasonable agreement for both the  $\gamma$ -ray data and the T-o-F data, considering the resolution of the latter and the difficulties in fitting such data. We conclude that the population of the  $0_2^+$  state is less than about 5% of the transition strength to the ground state. This supports the view that the  $0_2^+$  state is a neutron pairing isomer and nothing to do with the mixing of coexisting shapes [15].



**Figure 4.** Fits to the Time-of-Flight  $^{148}\text{Nd}(^3\text{He},n)^{150}\text{Sm}$  data of Ref. [10]. See text for details.

**Table 1.** Comparison between the gamma-ray intensities observed in our experiment and the intensities deduced for the corresponding transitions from the fit to the data of Ref. [10] shown in Fig. 4.

Level	$E_\gamma$ (keV)	$\gamma$ -ray data	Fit to T-o-F
$0_1^+$	0	--	271(19)
$2_1^+$	334	100(5)	100
$4_1^+ \& 0_2^+$	440	34(4)	22(6)
$6_1^+$	506	13(2)	--

We would like to thank the crew of the Separated Sector Cyclotron for the excellent beam delivery. iThemba LABS is a South African National Facility funded by the National Research Foundation.

1. A. S. Barabash *et al.*, Phys. Rev. **C79**, 045501 (2009)
2. Frank T. Avignone III *et al.*, Rev. Mod. Phys. **80**, 481 (2008)
3. R. H. Spear and W. N. Catford, Phys. Rev. **C41**, R1351 (1990)
4. A. Passoja *et al.*, J. Phys. **G12**, 1047 (1986)
5. J. L. Wood *et al.*, Nucl. Phys. **A651**, 323 (1999)
6. J. F. Sharpey-Schafer *et al.*, Eur. Phys. J. **A47**, 5 (2011)
7. J. F. Sharpey-Schafer *et al.*, Eur. Phys. J. **A47**, 6 (2011)
8. W. D. Kulp *et al.*, Phys. Rev. **C77**, 061301(R) (2008)
9. S. P. Bvumbi *et al.*, Phys. Rev. **C81**, 044333 (2013)
10. W. P. Alford *et al.*, Nucl. Phys. **A321**, 45 (1979)
11. J. F. Sharpey-Schafer, Nucl. Phys. News. Int. **14**, 5 (2004)
12. R. J. Ascuitto and Norman K. Glendenning, Phys. Rev. **C2**, 1260 (1970)
13. R. J. Ascuitto and Bent Sørensen, Nucl. Phys. **A190**, 297 (1972)
14. R. J. Ascuitto, C. H. King and L. J. McVay, Phys. Rev. Lett. **29**, 1106 (1972)
15. Kris Heyde and John L. Wood, Rev. Mod. Phys. **83**, 1467 (2011)