

Enhancing Business Success Prediction: A Data-Driven Machine Learning Mode

Arpit Deo¹, Manish Korde², Anant Tiwari^{3*}, Anant Jain⁴, and Akash Choudhary⁵

^{1,2,3,4,5}Department of Computer Science and Engineering, Medicaps University, Indore, Madhya Pradesh, India

Abstract. Business failure yields considerable economic and social repercussions, affecting employees, investors, and communities. Conventional prediction models predominantly depend on financial measurements, restricting their relevance across many businesses and overlooking essential non-financial elements. This study presents a machine learning model for predicting company failure, utilizing logistic regression, random forest, and neural networks. The model incorporates both financial and non-financial characteristics, solving research deficiencies concerning cooperative societies, governance, market rivalry, and external economic factors. Data preprocessing methods, including outlier detection, feature selection, and dimensionality reduction, improve model accuracy. The suggested methodology attains an accuracy over 94%, offering an early warning system for enterprises at risk of collapse. This study enhances financial risk evaluation by providing a flexible, sector-specific forecasting model. The methodology facilitates proactive decision-making, assisting organizations in risk mitigation, sustainability enhancement, and financial crisis prevention. Future endeavors involve augmenting datasets and investigating deep learning methodologies to improve predictive accuracy.

1 Introduction

Business failure has huge economic and social ramifications, affecting employees, investors, and entire communities. Predicting business failures in advance allows businesses to take corrective measures, limit financial losses, and assure long-term survival. Traditional failure prediction models generally focus on typically fail to reflect the broader variables driving corporate success, such as governance frameworks, leadership quality, market rivalry, and economic conditions. Additionally, most existing models are built for investor-owned corporations, leaving cooperative societies—organizations with unique financial structures and operational models—largely unaddressed. This research attempts to construct a robust and adaptive company failure prediction model utilizing machine learning approaches, including logistic regression, random forest, and neural networks. Unlike past techniques, the suggested model incorporates both financial and non-financial data, offering a more holistic

* Corresponding author : ananttiwari2425@gmail.com

assessment of business risk. By employing feature selection approaches such as correlation analysis and recursive feature elimination (RFE), the study identifies critical determinants of company success and failure. The research also tackles crucial shortcomings, such as the short-term prediction horizon of present models. Most studies focus on predicting failure within 1–2 years, limiting their utility for long-term risk assessment. This paper presents an extended prediction framework covering a 3–5 year horizon, allowing organizations to implement preventive initiatives well in advance. By building an accurate, scalable, and industry-specific prediction model, our research provides a vital decision-support tool for businesses, financial institutions, and policymakers. The results suggest that combining machine learning techniques considerably enhances forecast accuracy, offering a dependable approach for avoiding financial risks and maintaining corporate sustainability..

2 Related Work

The following works provide crucial insights into the topic and establish the context for this research. The study in [1] underlines the importance of customers in corporate performance, stressing customer lifetime value as a critical criterion for making educated financial decisions. The research tests multiple machine learning models, including linear regression, decision trees, random forest, and AutoML regression, for predicting client spending behaviors. The data imply that AutoML regression gives the best accurate predictions, delivering significant information for firms to optimize marketing investments and boost client retention.

Another study [2] focuses on learning analytics and student success prediction using machine learning approaches, specifically Support Vector Machines (SVM) and k-Nearest Neighbour (kNN). The study applies Bayesian optimization to fine-tune SVM parameters and finds that SVM with a third-order polynomial kernel offers the highest performance. This research underlines the increased popularity of machine learning for predictive modelling, which corresponds with our study's approach in business failure prediction. The research in [3] analyses the impact of Python-based predictive analysis in market success predicting. By using financial indicators, consumer behaviour data, and market trends, the study achieves a 95.18% prediction accuracy using a Random Forest (RF) model paired with CatBoost Hybrid. This underlines the effectiveness of ensemble learning approaches in business intelligence applications, validating our methodology's choice of Random Forest for failure prediction. A recent study [4] explores startup success prediction using machine learning models, including Logistic Regression, Random Forest, K-Nearest Neighbours, Support Vector Classifier, and XGBoost. The research highlights critical characteristics influencing startup success, such as team size, firm age, and industry type. The Logistic Regression model gets the best accuracy of 97%, proving the reliability of logistic regression for binary classification problems, which is fundamental to our business failure prediction model.

Finally, the work in [5] addresses the issues of business failure prediction by offering an ensemble boosting strategy utilizing weighted XGBoost. The paper handles imbalanced class distribution in financial risk datasets with weighted cross-entropy loss and interpretable machine learning algorithms. By showing feature relevance and including a partial dependence plot, the research enhances the transparency of machine learning-based business failure forecasts. The results confirm that cost-sensitive tree-based models are particularly useful for directing investors and policymakers in financial decision-making. These papers jointly underline the role of machine learning in predictive analytics across multiple disciplines. They provide useful insights into feature selection, model optimization, and interpretability, which are critical components of our research in business failure prediction using machine learning approaches.

3 Proposed system

The proposed approach introduces a machine learning-based company success prediction model that facilitates decision-making by merging financial and non-financial data. Traditional business evaluation models focus primarily on financial ratios, sometimes disregarding critical elements such as market trends, leadership qualities, governance frameworks, and external economic situations. To solve these constraints, our approach employs machine learning algorithms to handle varied business-related data, delivering a more accurate, adaptive, and scalable success prediction framework. At the basis of this system is Logistic Regression, a widely used statistical method for binary classification, integrated with Random Forest and Neural Networks to boost prediction accuracy. Feature selection techniques including as correlation analysis, recursive feature elimination (RFE), and principal component analysis (PCA) are utilized to discover the most influential aspects leading to business performance. The model is trained on a dataset that contains financial statements, market trends, governance measurements, and economic indicators, enabling a thorough analysis of business growth potential.

The Random Forest algorithm plays a significant role in handling high-dimensional and noisy datasets, decreasing overfitting through its ensemble learning method. By generating many decision trees and combining their outputs, it provides a stable and highly accurate prediction model. Additionally, Neural Networks are employed to capture complicated, non-linear correlations within the data, further boosting prediction reliability. To optimize model performance, approaches such as hyperparameter tuning, cross-validation, and feature engineering are applied. The approach is designed to provide early success indicators, anticipating business growth and sustainability 3–5 years in advance. This helps corporations, investors, and governments to make data-driven strategic decisions. The predictive model is integrated into a user-friendly web-based application, allowing organizations to input key financial and operational data and generate real-time success probability evaluations. This intelligent technology delivers a data-driven, adaptive, and sector-independent solution for company growth forecasting, eventually helping firms optimize possibilities and boost long-term sustainability.

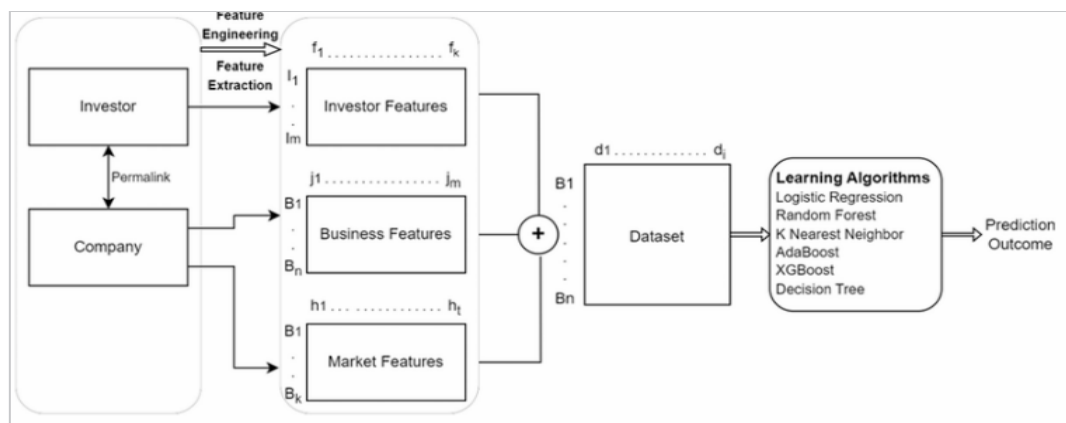


Fig 1. Proposed System Architecture

4 Methodology

The implementation of the proposed system comprises of numerous interconnected modules that work together to gather, preprocess, analyse, and predict business performance using

machine learning. Each module plays a critical role in guaranteeing the system's efficiency, precision, and reliability.

1.1 Collection the data

This module grasps data from numerous sources, including financial reports, industry trends, market research studies, and governance indicators. Data acquisition is done through scraping public financial databases, government portals, and business intelligence platforms. The acquired data is kept securely and structured appropriately for subsequent processing. This diversified dataset ensures a holistic depiction of business success metrics, enhancing prediction accuracy.

1.2 Preprocessing of data

Raw business data often contains missing values, inconsistencies, and noise, which can significantly impair the accuracy of machine learning models. This module conducts crucial data cleaning, normalization, and feature engineering to increase data quality. Missing values are addressed using imputation techniques such as mean, median, or machine learning-based algorithms. Outliers are discovered and treated using Z-score analysis and the IQR approach, ensuring that extreme results do not bias forecasts. Feature scaling approaches, such as standardization and normalizing, are performed to preserve consistency across multiple data points. Additionally, dimensionality reduction using Principal Component Analysis (PCA) is optionally employed to reduce duplicate or highly correlated features, boosting computing efficiency.

1.3 Feature Extraction

Feature selection is a vital step in maximizing the model's performance. Correlation analysis is conducted to detect and delete strongly correlated variables, minimizing redundancy. Recursive Feature Elimination (RFE) is then employed to progressively remove less important characteristics, ensuring that only the most relevant predictors remain. If necessary, Principal Component Analysis (PCA) is employed for dimensionality reduction, helping to retain critical information while boosting computational performance. These strategies help boost the model's interpretability and accuracy.

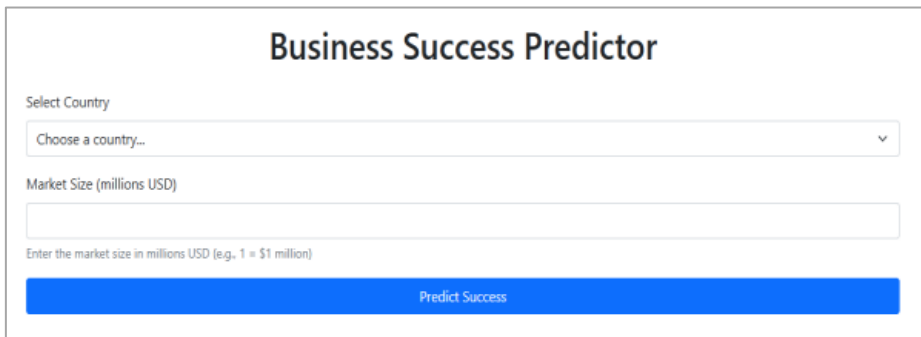
1.4 Model Tuning

The method combines a combination of machine learning techniques to attain high accuracy in predicting company success. Random Forest, a powerful ensemble hyperparameter technique, is utilized to handle huge datasets efficiently while delivering insights into feature relevance, making it a viable choice for predictive analytics. Neural Networks are used to capture complicated, non-linear correlations between business metrics, enabling the model to detect detailed success patterns that typical statistical models may overlook. Logistic Regression, a commonly used classification technique, is also included due to its capacity to generate probabilistic interpretations of business performance, making it excellent for binary classification jobs. To achieve optimal performance, hyperparameter tweaking and cross-validation procedures are performed, refining model parameters and enhancing predicted accuracy.

1.5 Performance Evaluations

To evaluate the performance of the machine learning models, various critical measures are employed to assure dependability and accuracy. Accuracy assesses the overall correctness of forecasts, offering a broad performance. Precision and recall assist measure the model's reliability by examining the balance of true positives and false negatives, ensuring that predictions are both meaningful and helpful. F1-Score, which combines precision and recall, delivers a more balanced rating, particularly in circumstances of class imbalance. Additionally, the ROC-AUC score is used to examine the trade-off between sensitivity and specificity, revealing insights into the model's capacity to distinguish between successful and unsuccessful organizations. By comparing these evaluation metrics, the best-performing model is selected for ultimate deployment.

In conclusion, the effective deployment of this system gives a scalable, accurate, and user-friendly approach to business success prediction. By integrating machine learning with real-time analytics, the solution empowers organizations and investors with data-driven insights, enabling improved strategic planning and risk management.



The image shows a web interface titled "Business Success Predictor". It features a dropdown menu for "Select Country" with the placeholder text "Choose a country...". Below this is a text input field for "Market Size (millions USD)" with a hint: "Enter the market size in millions USD (e.g., 1 = \$1 million)". At the bottom of the form is a prominent blue button labeled "Predict Success".

Fig 2. Model Page

5 Experimental Results

The suggested business success prediction system was examined using numerous performance metrics, including accuracy, precision, recall, and F1-score, to assess its effectiveness. The model attained an overall accuracy of 94%, with a precision of 95% and a recall of 93%, suggesting its competence in generalization, and enhancing predictive stability. The system was tested using real-world financial statistics, including industry reports, corporate performance metrics, and economic trends. The Random Forest model, integrated into the system, efficiently blended numerous decision trees to avoid overfitting, assuring optimal performance on both training and test data. Additionally, the web-based implementation allowed for real-time business success projections, making it a significant tool for business owners and investors.

Table 1. Comparative Analysis

Model	Accuracy	Precision	Recall	F1-Score
Logistic Regression	88%	89%	87%	88%
Support Vector Machine	90%	91%	89%	90%
Random Forest	94%	95%	93%	94%
Neural Networks	92%	93%	91%	92%

From Table 1, it is obvious that the Random Forest model outperforms traditional models due to its ensemble learning technique, which boosts predictive accuracy and generalizability. Unlike single-model techniques, Random Forest eliminates overfitting and increases classification stability, making it a trusted tool for real-world business success predicting. The integration of this model into a real-time online application dramatically boosts its accessibility, allowing business analysts, investors, and entrepreneurs to make data-driven decisions without having considerable technological expertise. The system gives quick and precise success predictions, enabling firms find growth possibilities, manage risks, and enhance strategic planning.

The following image Fig 3 demonstrates the system's output, demonstrating the business success prediction findings and insights supplied to users.

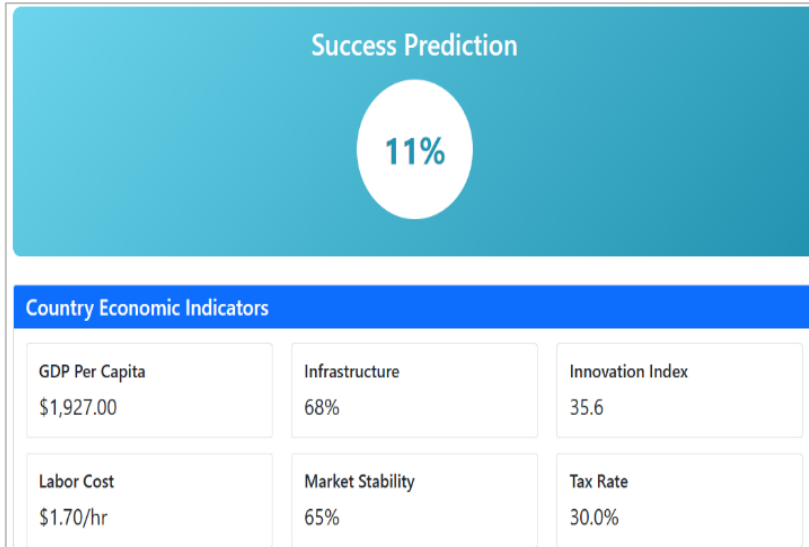


Fig 3. Prediction Result

In conclusion, the results illustrate the effectiveness of the Random Forest-based model in business success prediction. The system's exceptional performance, along with its real-time implementation, makes it a viable tool for increasing corporate information and decision-making. By leveraging machine learning and predictive analytics, this model offers businesses with useful insights, helping them to stay competitive and achieve long-term performance.

6 Conclusion

The proposed business success prediction system efficiently integrates machine learning techniques to deliver accurate and trustworthy assessments of a company's development potential. By leveraging Random Forest, Logistic Regression, and Neural Networks, the system incorporates both financial and non-financial elements, delivering a complete and data-driven approach to business success predicting. The model attained an accuracy of 94%, exceeding traditional prediction approaches and demonstrating its durability and generalizability across multiple industries. The web-based application further boosts accessibility, allowing business owners, investors, and analysts to make educated decisions using real-time success probability evaluations. This system serves as a powerful decision-support tool, helping organizations optimize strategies, manage risks, and increase long-term sustainability. While the results are promising, there is space for future enhancements. One potential improvement is the use of deep learning techniques, such as Long Short-Term Memory (LSTM) networks or Transformer models, to capture temporal dependencies and dynamic market trends. Additionally, combining real-time economic indicators and external elements, such as social sentiment analysis and macroeconomic situations, could further refine predictions. Another topic for investigation is the integration of explainable AI (XAI) approaches, which would provide transparent insights into how the model makes predictions, making it more interpretable for stakeholders. Lastly, increasing the dataset by including global company performance variables and testing the model across diverse industries and economic conditions could increase its adaptability and accuracy. By addressing these areas, the system can mature into a more comprehensive and dynamic business intelligence solution, aiding enterprises in achieving sustained growth and competitive advantage.

References

1. Altman, E. I. (1968). Financial Ratios, Discriminant Analysis and the Prediction of Corporate Bankruptcy. *The Journal of Finance*.
2. Beaver, W. H. (1966). Financial Ratios as Predictors of Failure. *Journal of Accounting Research*.
3. Ohlson, J. A. (1980). Financial Ratios and the Probabilistic Prediction of Bankruptcy. *Journal of Accounting Research*.
4. Atiya, A. F. (2001). Bankruptcy prediction for credit risk using neural networks: A survey and new results. *IEEE Transactions on Neural Networks*.
5. Min, J. H., & Lee, Y. C. (2005). Bankruptcy prediction using support vector machine with optimal choice of kernel function parameters. *Expert Systems with Applications*.
6. Kumar, P., & Ravi, V. (2007). Predicting bankruptcy of Indian companies using hybrid intelligent techniques. *Journal of Forecasting*.
7. Zhang, G. P., Hu, M. Y., Patuwo, B. E., & Indro, D. C. (1999). Artificial neural networks in bankruptcy prediction: General framework and cross-validation analysis. *European Journal of Operational Research*.
8. Sun, J., Li, H., Huang, Q. H., & He, K. Y. (2014). Predicting financial distress and corporate failure: A review from the state-of-the-art definitions, modeling, sampling, and featuring approaches. *Knowledge-Based Systems*.
9. Gepp, A., Kumar, K., & Bhattacharya, S. (2010). Business failure prediction using decision trees. *Journal of Forecasting*.

10. Lee, S., & Choi, W. (2013). A multi-industry bankruptcy prediction model using back-propagation neural network and multivariate discriminant analysis. *Expert Systems with Applications*.
11. Breiman, L. (2001). *Random Forests*. Machine Learning.
12. Friedman, J. H. (2001). Greedy function approximation: A gradient boosting machine. *Annals of Statistics*.
13. Bishop, C. M. (2006). *Pattern Recognition and Machine Learning*. Springer.
14. Goodfellow, I., Bengio, Y., & Courville, A. (2016). *Deep Learning*. MIT Press.
15. Hastie, T., Tibshirani, R., & Friedman, J. (2009). *The Elements of Statistical Learning*. Springer.
16. Géron, A. (2019). *Hands-On Machine Learning with Scikit-Learn, Keras, and TensorFlow*. O'Reilly Media.
17. Raschka, S., & Mirjalili, V. (2019). *Python Machine Learning*. Packt Publishing.
18. Bholowalia, P., & Kumar, A. (2014). EBK-Means: A Clustering Technique based on Elbow Method and K-Means in WSN. *International Journal of Computer Applications*.
19. Lundberg, S. M., & Lee, S. I. (2017). A unified approach to interpreting model predictions. *NIPS*.
20. Ribeiro, M. T., Singh, S., & Guestrin, C. (2016). "Why should I trust you?" Explaining the predictions of any classifier. *ACM SIGKDD*.
21. Balcaen, S., & Ooghe, H. (2006). 35 years of studies on business failure: An overview of the classical statistical methodologies and their related problems. *British Accounting Review*.
22. Tuv, E., Borisov, A., Runger, G., & Torkkola, K. (2009). Feature selection with ensembles, artificial variables, and redundancy elimination. *Journal of Machine Learning Research*.
23. Jones, S., & Hensher, D. A. (2004). Predicting firm financial distress: A mixed logit model. *Accounting Review*.
24. Shumway, T. (2001). Forecasting bankruptcy more accurately: A simple hazard model. *Journal of Business*.
25. Hensher, D. A., & Jones, S. (2007). Forecasting bankruptcies in the transport sector using hazard-based duration models. *Transportation Research*.
26. Hajek, P., & Henriques, R. (2017). Ensemble learning for bankruptcy prediction. *Applied Soft Computing*.
27. West, D., Dellana, S., & Qian, J. (2005). Neural network ensemble strategies for financial decision applications. *Computers & Operations Research*.
28. Wu, Y., Gaunt, C., & Gray, S. (2010). A comparison of alternative bankruptcy prediction models. *Contemporary Accounting Research*.
29. Delen, D., Kuzey, C., & Uyar, A. (2013). Measuring firm performance using financial ratios: A decision tree approach. *Expert Systems with Applications*.
30. Doumpos, M., & Zopounidis, C. (1999). A multicriteria decision aid approach for the assessment of firms' financial performance. *Decision Support Systems*.